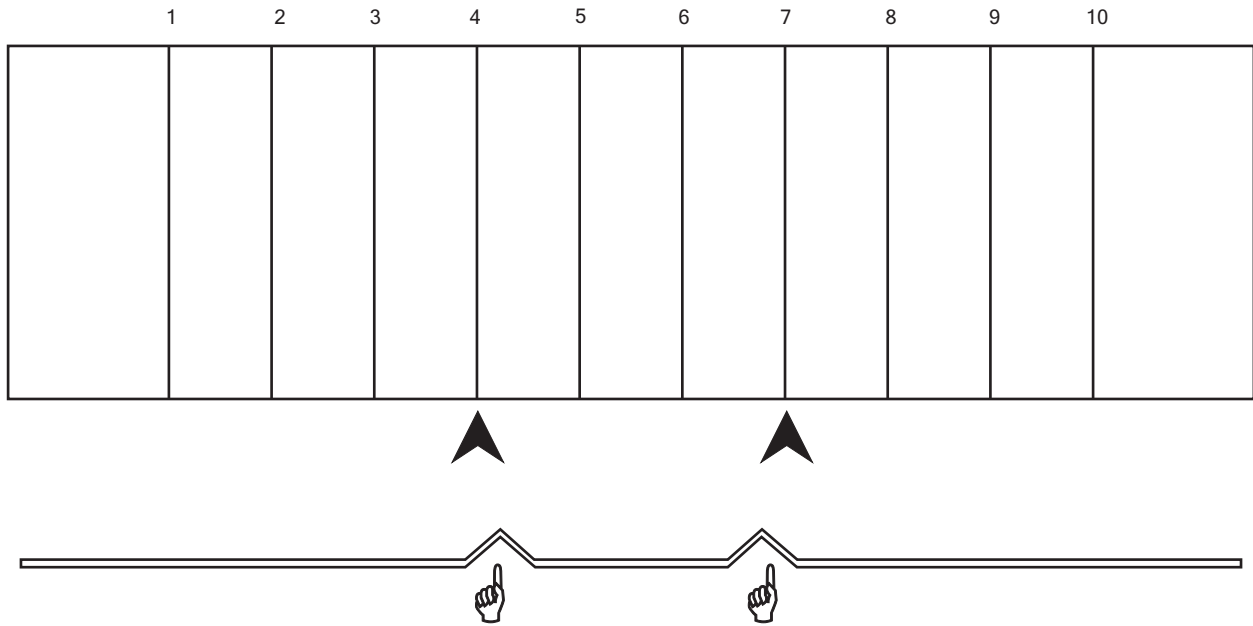
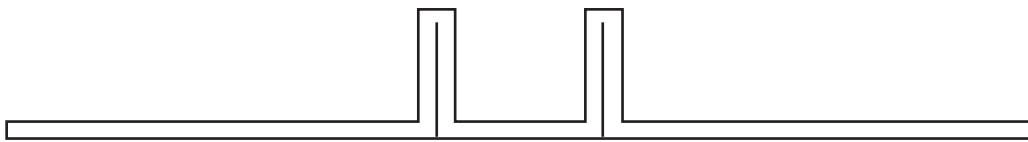


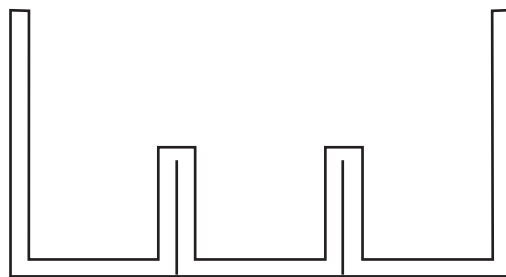
### 3 bottle transit insert assembly instruction



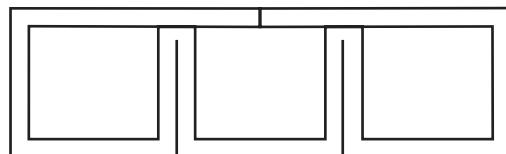
Lay the sheet good side down. Folds 4 and 7 are creased and folded upwards as shown in side view



This forms the centre bottle channel



Fold crease 2 and 8 vertically upwards



Fold crease 1 and 9 over to form the lid and complete the insert



# The Wine Schoppen Group

Unit 5b Broom Business Park, Bridge Way, Sheepbridge, Chesterfield, S41 9QG  
t : 01246 453177 f : 01246 453499 w : [www.wineschoppen.co.uk](http://www.wineschoppen.co.uk)